

# BLACK SWAMP DRIVING CLUB

SUMMER NEWSLETTER 2011

## PRESIDENT'S MESSAGE

Springtime is really here, along with all the rain and mud. This too shall pass, and we are so anxious to be out driving. We know everyone is busy with graduations, weddings, family reunions, and the kids' sports schedules. We hope you will be able to participate in club events this summer. It's not necessary to bring a horse to enjoy a club drive. The potlucks are always lots of good food and a great way to spend an afternoon getting to know other club members.

Wishing you safe and peaceful drives,

Julie

**OUR THOUGHTS AND PRAYERS:** Dan Secrist, wishing you a speedy recovery. Larry Young, so glad you're doing well after your eye surgery. Sandy Young, we hope it won't be too long till you will be up and dancing around again after surgery on both knees. Sharon Hayhurst, we're happy to see you looking so well after your surgery.

## RECENT EVENTS

**WEDDING BELLS** - Congratulations to Matt and Doris Owen on their May 21<sup>st</sup> marriage and a new home of their own to move into in the coming weeks.

**GENERAL MEETING** - Our March 13th meeting was a busy one. Our By Laws were amended by the membership. Everyone should have received their copy of the new By Laws in the Spring Newsletter. Thom Mezick, Publisher of Driving Digest was our guest speaker. He shared some of his own humorous driving tales and a little history of the beginnings of Driving Digest and The National Drive. We all send thoughts and



prayers as he starts his new medical treatments. Thank you Molly Owen for the beautiful hand painted slate you presented to Thom on behalf of Black Swamp Driving Club.

**CARRIAGE DRIVING SAFETY CLINIC** – April 10 - The Carriage Driving Safety Clinic at Hancock Co Fairgrounds was held on the first beautiful, warm Spring day we've had this year. Thank you to all the folks who worked so hard to display and present guidance for safe driving. Thank you Dr. Holly Connell, Diamond M Vet Clinic; John Creps, farrier from Rudolph, Ohio; Mary Elliott; Dale, Molly, Matt Owen and Archie; Ann Bell; Angie Hohenbrink; Mike Minges; Brandy Wagner; and Jackie Roemaker.



**CIVIL WAR DAY** – Saturday, May 14 we gathered at the Yost Farm. The Higgins brought their covered wagon and Julie brought Ted for carriage rides. Unfortunately the skies opened up and it stayed gray the rest of the afternoon. It could not dampen the spirits though for those of us that attended. Thanks to the Historical Society for their hospitality and having all the buildings open to enjoy. Our “hats off” to Vern and Karla Woodruff for their expert presentation on Civil War period clothing. It was so interesting to actually learn about all the layers involved for a lady of the period to dress properly and the amount of time it took to get all those layers on. What beautiful pieces they brought to share. Guest speaker and author, Dr. Max Terman, took us for a journey through his book, “Hiram’s Honor”, a story about his ancestor, Private Hiram Terman of the Ohio 82<sup>nd</sup>.

**INDEPENDENCE DAM** - Sunday, May 22 – Angie and Al Hohenbrink hosted the drive for



members of BSDC, Henry County Draft Club, and Defiance Horse Council. We all worried about the thunderstorms predicted but we were treated to very warm and sunny weather. The potluck was held in the lovely stone shelter house with a nice breeze and a great view of the canal. Thirty-five guests and a dozen turnouts came to enjoy this treelined

towpath. Thank you to Stephenie Griggs for stepping in to take care of the grilling for everyone.

## **UPCOMING EVENTS - \*BSDC event**

**JUNE 3-5 – CARRIAGE ROUND UP**, Kentucky Horse Park, Lexington, Ky. This is the 20<sup>th</sup> year of the Winfields and Poppes hosting this favorite weekend event.

**JUNE 12 – HENRY COUNTY DRAFT HORSE CLUB SHOW**, Harry Hughes Horse Park, Swanton, Ohio: Info: Beth Arnold 419-533-1023

**\*JUNE 18 – HIGGINS FAMILY DRIVE – The Higgins family drive at Beechy/Gingerich Farm –** This is a very special event drive, a “Thrasher’s Dinner”. The hosts are going to prepare a dinner as they would for the people doing the thrashing. After the dinner, hitch up for a beautiful drive along the river. Dinner will be served by our guests promptly at noon and would appreciate everyone arriving in a timely manner. There is no set price for the dinner but a donation in the range of \$7-\$8 per person is recommended. Please call the Higgins to let them know if you’re coming so our guests can plan for the food. Ph: 740-499-2589 or 740-251-7193. Lastly, please be respectful of our Amish friends and do not take their pictures. Directions: Leaving Marion, Ohio take St. Rt. 309 West to the Wildcat Pike, Marion County Rd 33. Turn left on Wildcat Pike, stay on this road until you come to the drive site.(Marion County Rd. 33 turns into Hardin County Rd. 144) From Kenton, Ohio, take St. Rt. 309 East thru Kenton to Hardin County Rd. 144. Turn right on County Road 144 to the drive site. Signs will be posted at the Amish farm so you won't miss it. If you have questions or need directions, please call Roger Jr. at 740-251-7193.

**\*JULY 9 – WYANDOT CO HISTORICAL SOCIETY** - 130 S. Seventh St., Upper Sandusky, Ohio, one block west of the Courthouse. Time: 12:00 – 4:00, set up by noon. Carriages for display and period dress if possible. Carriage rides will be given for a donation. Entertainment will include an Ice Cream Social and a community band to play. The museum will have Civil War displays. For more information please contact John and Sara Hunter: 419-396-6746, John’s cell #: 419-348-4436, Sara’s cell #: 419-306-2086

**\*JULY 30 – RIVERBEND PARK EVENING DRIVE - Findlay, Ohio hosted by John and Stephenie Miles.** This is a beautiful drive around the reservoir (approx 6 miles) and includes a covered bridge. This year will be an evening drive on Saturday. The pot luck will start at 4:30 with a leisurely drive after the potluck. The pot luck will be at Shelter #4 with parking for trailers in the

grass field across from the shelter house. For more information contact: John and Stephenie Miles, cell # 567-208-3094.

#### Directions to Riverbend

**From OH-15 East/West.** Turn right onto OH-37. Turn right onto Township Road 234. Turn right onto OH-568. Follow OH-568 until you come upon Township Hwy 241. Turn right onto Township Hwy 241. Township Highway will dead-end into Township Hwy 208. Turn left onto Township Hwy 208. Follow the curve on Township Rd 208 into Riverbend Recreation Area.

**From North of Findlay:** Take 1-75 South to exit 157 (OH-15/West Main Cross). Turn left (east) off the exit ramp onto OH-15/West Main Cross. Follow Main Cross to Main Street. Turn right (south) onto Main Street for a few blocks. Turn left onto Sandusky St/OH-568. Follow OH-568 out of Findlay until you come to Township Rd. 241. Turn right onto Township Rd. 241. Township Rd. 241 will dead-end into Township Rd. 208. Turn left onto Township Rd. 208. Follow the curve on Township Rd. 208 into Riverbend Recreation Area, **OR** Take Township Rd. south to OH-568. Turn left (east) onto 568. Turn right onto Township Rd. 241. Township Rd. 241 will dead-end into Township Rd. 208. Turn left onto Township Rd. 209. Follow the curve on Township Rd. 208 into Riverbend Recreation Area.

**From South of Findlay:** Take 1-75 north to exit 157 (OH-15/West Main Cross). Turn right (east) off the exit ramp onto OH-15/West Main Cross. Follow Main Cross to Main Street. Turn right (south) onto Main Street for a few blocks. Turn left onto Sandusky St/OH-568. Follow OH-568 out of Findlay until you come to Township Rd. 241. Turn right onto Township Rd. 241. Township Rd. 241 will dead-end into Township Rd. 208. Turn left onto Township Rd. 208. Follow the curve on Twp Rd 208 into Riverbend Recreation Area.

**From East of Findlay:** Take US-224 west to Township Road 236. Turn left onto 236 and travel south to OH-568. Turn left (east) onto OH-568. Turn right onto Township Rd. 241. Township Rd. 241 will dead-end into Township Rd. 208. Turn left onto Township Rd. 208. Follow the curve on Township Rd. 208 into Riverbend Recreation Area.

**From West of Findlay:** Take US-224 East into Findlay, US-224 becomes Trenton Ave. Take Trenton Ave. to Main Street. Turn right (south) onto Main Street. Take Main Street to Sandusky St/OH-568. Turn left (east) onto Sandusky/568. Follow OH-568 out of Findlay until you come to Township Rd. 241. Turn right onto Township Rd. 241. Township Rd. 241 will dead-end into Township Rd. 208. Turn left onto Township Rd. 208. Follow the curve on Township Rd. 208 into Riverbend Recreation Area.

**AUGUST 21 – CEDAR COVE PICNIC & CARRIAGE DISPLAY - hosted by the Higgins family.** The Black Swamp Driving Club will display more than a dozen old-time carriages and buggies from 1 to 4 p.m. on Sunday, Aug. 21, at Cedar Cove. Club members from Ohio and Michigan will be on hand to describe their century-old vehicles. Cedar Cove will also be open that day for garden tours, swimming, fishing, and picnicking. The day's events are free and open to the public.

**Potluck for club members will start promptly at 12:00.** For more info: Roger Higgins-PH: 740-499-2589 OR 740-251-7193.

Cedar Cove, located at 0298 State Route 235, three miles north of Ada, is open to the public from dawn to dusk from March 1 through October 30, 2011. The 5.5 acre garden includes over 250 varieties of trees, shrubs, roses, and ornamental grasses as well as hundreds of perennials. Most plants are labeled. A 20-foot high treehouse gives visitors a bird's-eye view of the property. A cedar cabin, which accommodates 20 people, is available for meetings and parties. The property also features a beautiful 2/3-acre pond. There is no admission charge and use of the cabin is free. Privately-owned, Cedar Cove has become a popular place for garden viewing, swimming, fishing, picnicking, and meetings.

From Kenton, Ohio, Take St. Rt. 309 West to St. Rt. 235 N., turn right. Stay on St. Rt. 235 thru Ada, then 3 miles N. to the site. From Lima, Ohio, take St. Rt. 309 East to St. Rt. 235 N. turn left, then 3 miles N. to the site.

**MARK YOUR CALENDAR AS FALL WILL BE VERY BUSY. DETAILED INFORMATION TO FOLLOW IN THE FALL NEWSLETTER:**

- \*September 25 – Coon Hunters Drive, Tiffin, Ohio
- October 4-9 The National Drive, Lexington, Ky
- \*October 8 – Hite's Homestead Drive, Kenton, OH
- \*October 16 – Parker Bridge Drive, Upper Sandusky, OH
- \*November 5 – Maumee Bay State Park Drive, Oregon, OH
- \*November 12 – Annual Banquet-Plaza Inn, Mt. Victory, OH
- \*December 17 – Christmas at the Farm, Kenton, OH

**NOMINATIONS FOR 2012 BSDC BOARD OF DIRECTORS**

We will have three positions to be filled for 2012. There will be a one year and two three year positions. If you would like to serve on the Board please contact Julie Emmons, PH: 740-361-3885.

## **WANTED TO BUY AND SELL**

**Wanted:** Used Meadowbrook cart for 15 H horse, call Julie Emmons 740-361-3885

**For Sale:** Easy entry cart for pony/mini: wheel size, 20"; shaft length, 58.5"; width between the shafts, 17.5"; shaft height, 22". \$250.00, call for pictures or more info: Jackie Minges, 734-856-6122 or email, jminges@hotmail.com. Also,

2 – Mullen mouth half cheek mini bits, 3.75" - \$10.00 for both (excellent condition)

1-Korsteel Dee bit w/ 4" SS French link mouthpiece, new, \$25.00

Note: This Wanted to Buy and Sell is open for equine and/or vehicle related items, at no cost, to all BSDC members. If you have anything to list, call Jackie Minges - 734-856-6122.

## **SPECIAL FEATURE – NEW VOCATIONS RACEHORSE ADOPTION PROGRAM -**

Congratulations to club members Kim Mack, Ron and Sharon Hayhurst and Julie Emmons who have found a place in their heart for these horses. Dot Morgan has shared the attached information about their adoption program and things to consider for transitional training for racehorses.

Ron and Sharon Hayhurst and Sweet Deal Hanover made the front page of Farmland News, May 17, 2011. What a great article and what a lucky horse in his new loving home.

Please note: In addition to this racehorse adoption program, there are numerous rescue groups across the country that have horses, ponies, mules and donkeys that are in need of new caring homes and would make great driving partners.

**TREASURER'S REPORT:** As of May 1, 2011 we have a balance of \$2,754.45

Wishing everyone a great summer,

Jackie

**“There is just as much horse sense as ever, but the horses have most of it. “ ~Author Unknown**



Ron & Sharon Hayhurst's "Doc Otis"



Julie Emmon's "Sam Took Them"



Kim Mack's "Smokin' Joey K"



Ron & Sharon Hayhurst's "Sweet Deal Hanover"



Jackie Minges  
9048 Summerfield Rd.  
Temperance, MI 48182

# PUBLIC AUCTION


Located: To be held at the Chupp Auction Center in Shipshewana, IN located 1 mile south of Shipshewana on SR 5.

*Al & Sue have been collecting, driving and restoring buggies for over 50 years!  
They are now closing the shop and selling their collection.*


• Private Collection •  
• No Reserves •

**Friday, June 17, 2011**  
Beginning at 1:30 pm

• Lucky Acres  
Ranch •




Standard Vehicle Co. Lawrenceburg, IN—runabout buggy, under cut with brakes & brass tag.




Enos & Bradfield Grand Rapids, MI—piano box runabout buggy with brass tag.




Coalbox single seat buggy with roller bearings




J.B. Gagnon - St. Marquesti Co. Dorchester R.Q. surrey with side springs - decal on box



Pony runabout buggy piano box




Sleigh buggy box with trunk, shaft bells & shafting rail



Undercut single seat buggy with top.



Emerson Brantingham, Rockford, IL— Piano box buggy with top & side curtains & brass tag



L.C. Graves Co., Springboro, PA— date on gear pat. date MCH 09 May 4, 09, Co. dates 1882-1917, buggy dates 1909-1917, piano runabout buggy, whale bone seats, rare double turn, on steel wheels, brass tag.

- **BUGGIES & SLEIGH** •
- All Buggies Are Restored & Ready To Use •
- Wagonette for Draft Horses •
- Jumpseat Buggy with Unusual Springing •
- Singer Sewing Machine—Commercial Walking Foot with New Motor & Clutch with Table • Button Maker & Dies •

#### • ANTIQUE COLLECTION •

Buggy Jacks; Cracker Jack Mfg. by Cramer & Co. Bradley, Mich.; Richard Wilcox Aurora, IL #228 #1; E.C. Boyer Dalton, OH #42; Herband #270—rare; rare under seat jacks; standard #2 pat May 30, 1899; (4) with no names; Other displays & collections include; buggy couplings, whip sockets, mounted wrenches, name tags, rein holders, barbwire display, buggy license plates, bridle rosettes, Banner buggy spoons & forks, 1912 post office spoon, Peer-

less buggy spoon, display of seat sticks; boxing molds; tandem cutters; wheel traveler; quick couplings; buggy heaters including: Clark #7C, Clark #5B, Pettys pat. 1904, & Novelty Mfg. Co. Jackson, Mich.; Headmire Lamp Co. brass heater; (2) Lehman's brass heaters New York; rare Doctor's tether horse tie; (2) Brown Nail & Co. horse ties; other horse ties; cast iron top on wooden post hitching post; horse head hitching post; (2) Brown Nail & Co. horse ties; (4) pairs org. buggy lamps; Climax buggy paint chart by Heath & Milligan Mfg. Co. Chicago, IL; D.R. Sperry & Co. wheel setter Batavia, IL; buggy wrenches include wagon, hex style, pony buggy, dust cap, plus other styles; (2) standard oil grease pails; child's jump seat pat. Oct. 15, 1895 New S.D. Seat Co.; set of sleigh runners for buggy; small buggy wheel; set of wooden & metal harness hooks; bells; old leather fly nets; old rawhide whips w/org. paper; round whip hanger; Wonder whip holder; brass wall whip holder; (2) lap robes; cast iron toys; wooden horse & cart; Breyer horse models; horse & sleigh model; horse & plow model; trucks & Ford tractor from mid 1950's; buggy shop sign; carriage pictures & posters; lots of horse & buggy books; carriage & wagon patents 1790-1910; 1916 Emerson Brantingham catalog; Standard Vehicle Co. catalog; org. Studebaker ad 1904-05; 1904 org. The Carriage Monthly Daily; paving bricks Wooster Paver Metropolitan Brick; red work lamp Embury Mfg. Co.; railroad lamps; PM railroad lamp; bag of old keys; (3) oil lamps; model B Aladdin lamp w/cloth shade; Steamer truck; Stanley mitre box & saw; buck saw; wooden handle shovel; hay fork; forge; trivets; Tuesday child book about trivets; old shoe hooks; Coleman lantern; Coleman stove; (2) large coffee pots; Budwieser mugs; stemware set-76 yrs old; cut glass bowls; cream & sugars; Tom Sawyer plate; **Plus many more items too numerous to mention...**

• Any announcements made day of the auction take precedence over printed matter.  
• Terms: Cash or check. Not responsible for accidents. Food available. •

**Lucky Acres Ranch – Owners**  
**Albert & Sue Van Slyke (231) 266-8655**



**Chupp Auctions & Real Estate LLC**  
We Specialize In YOUR Auction • 574-536-8005



Lyle Chupp  
#AU08800826

Dale Chupp  
#AU19800030

Daryl Chupp • 260-499-0526  
Chupp Auctions Contact Person



# New Vocations Racehorse Adoption Program

## **Mission**

**To stand in the gap for noncompetitive, often injured racehorses providing a peaceful environment and skilled hands to assist in their development as pleasure mounts.**

**To place these horses in experienced, loving homes that will continue their education so they have a skill and therefore, a future.**

**New Vocations Racehorse Adoption Program** was founded in 1992 to stop the random discarding and slaughter of noncompetitive and injured racehorses. It also targets owners and trainers with educational campaigns to encourage responsible handling of their retirees while promoting the versatility of the racing breeds to potential adopters at equine expos and seminars across the Midwest.

New Vocations has horses at eight locations in six states. Standardbreds are kept at Laura, OH, Manchester, MI, and Monerey, TN. Thoroughbreds are boarded in Marysville, IN, PA, KY, & TN. Over 3000 retiring Thoroughbreds and Standardbreds have been placed in qualified homes through the New Vocations effort since 1992 with 333 adopted last year. These horses came from racetracks throughout the entire Eastern United States.

The charity offers an immediate refuge for horses leaving the track that have no place to go and otherwise could be indiscriminately discarded. New arrivals learn to relax and socialize while they are evaluated for soundness and suitability. Soon they begin retraining for a new career. Once an adoptive home has been found progress is monitored for 12 months to ensure a successful transition. During that time if the horse proves unsuitable for the purpose it was adopted or otherwise cannot be kept, it must be returned to the Program.

Visit New Vocations website [www.horseadoption.com](http://www.horseadoption.com) to view available horses and learn how to adopt.

Applications and contracts are online as well as pictures and videos of the horses. Peruse the Success Stories to see adoptees in new careers. View ways to contribute to the racehorse adoption mission.

New Vocations is dependent on donations to run its mission. Frequently, people ask what they can do to help. Giving a retired racehorse a home is the ultimate gift. Other ways include fostering a special needs horse until it's adopted, designating New Vocations as beneficiary of a fundraising event, donating items and services for our annual charity auction, networking among friends and organizations about available horses, and identifying and sharing information on potential granting organizations.

***New Vocations Racehorse Adoption Program is a 501 (c) 3 Public Charity***

Dot Morgan, Executive Director

## **Dayton Area Facility**

3293 Wright Rd.

Laura, OH 45337

(937) 947-4020 fax (937) 947-3201

cell (937) 205-4667

[dot@horseadoption.com](mailto:dot@horseadoption.com)

[www.horseadoption.com](http://www.horseadoption.com)

[www.horseadoption.com](http://www.horseadoption.com)

# **Transitional Training From Harness Racing To Pleasure Driving**

**by Dot Morgan**

A Standardbred that has been trained for racing is definitely broke to drive. Those that have competed at least one season have been driven well over a thousand miles. The average Standardbred racehorse will pull a lightweight cart 2500 to 4000 miles during its career. In addition to the miles in harness, these horses have spent thousands of hours in cross ties, they've received hundreds of baths and been shod dozens of times. They've seen tractors, water wagons, and drags, crowds, carnival rides, and myriads of distractions.

Don't think that Standardbreds only know how to go fast. Be aware that these horses must always walk to and from the track. Regardless of the adrenalin rush from a race or training miles, the horse is always required to walk back to the barn. This is usually 75 – 100 yards are further. The horses actually spend most of their time jogging at a normal trot or pace. They typically work at speed only once or twice a week.

What most Standardbreds haven't been taught, however, is how to stand still hooked to a buggy with a driver on board. It's not that they want to run off. They have simply been programmed to move forward whenever there is weight in the cart. A horse that is asked to stop, expects the driver to get out of the cart, uncheck its head, and start to unhook. If the driver remains in the cart and insists on the horse standing still, it will often wiggle or go backwards becoming increasingly frustrated to the point it may become destructive. No place in the Standardbred's race training has it been required to stand still for any length of time with the driver in the cart.

Therefore, the first lesson in making the transition to pleasure driving should be to teach the horse to stand still with a person in the seat. Begin by line driving the horse on foot and asking it to stop and stand for a minute or two at a time. It's also a good idea to teach the horse to back during this process since that lesson is often overlooked at the track, as well. This may seem elementary, but it's a good way for the handler to get a feel for the horse's mouth and temperament in harness. Having a fairly loose overcheck, which is common for pleasure driving, helps keep the ex-racehorse relaxed. Don't hitch the horse until it will stand patiently when line driven.

Learning to stand quietly with someone in the cart is the next step. It's highly advisable to have a second person help with this important part of the training. If the horse tries to move forward when the driver gets in the cart, the assistant should step up and calmly re-enforce the command to stand. After the horse is still for 15 or 20 seconds, ask it to walk off. It may take several sessions of walking, stopping, standing quietly, and then walking some more, to drill the point home. These lessons help the horse relax and set the tone for its future pleasure driving. Do not allow the horse to trot until it complies obediently.

These transitional training steps are best taught in an arena, large paddock or driveway that winds between buildings. Later the horse can graduate to longer drives around a farm or down country roads. Try to refrain from testing the horse's speed. Standardbreds can trot up to 35 mph, but doing so is not conducive to laying a firm foundation for pleasure driving.